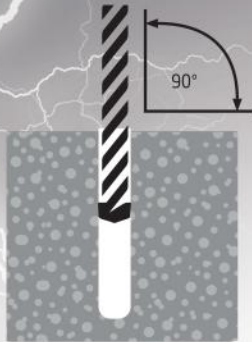


Typical Screwbolt Installation & Cautions



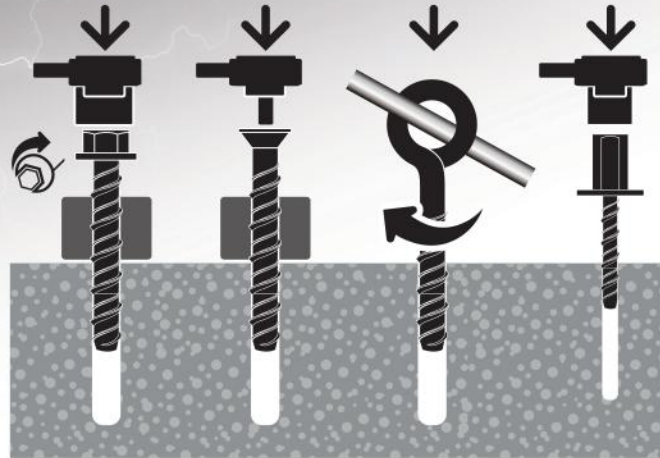
Using the correct diameter drill bit, drill a hole to the required anchor embedment depth plus at least one anchor diameter deeper. (This ensures residual dust doesn't interfere with the anchor installation).

CAUTION: Ensure hole is drilled perpendicular to the concrete surface with maximum deviation of up to 5° degrees. Failure to do so may cause anchor breakage.



Clean dust and other material from the hole.

CAUTION: DO NOT use a worn drill bit outside of drill bit tolerance specification. Worn Drill bits will affect the anchor installation either during installation or post installation.



Screw in the anchor using a torque wrench or impact screw gun.

Apply pressure against the fixing and rotate to engage the first thread. Continue to tighten the anchor until flanged head is firmly seated against fixture.

CAUTION: When installing with an Impact screw gun do not exceed the recommended torque specifications, failure to comply may result in anchor breakage.



Installation complete!


CAUTION: Do Not over tighten and exceed the recommended clamping torque requirements, failure to comply may result in anchor breakage.

IMPACT SCREW GUN TORQUE SPECIFICATION

IMPORTANT:

Always refer to specific product torque specifications prior to installation. This can be found in ICCONS® Technical Data Sheets, ICCONS® Product Guide or on the individual product labels.

ICCONS®
CONSTRUCTION SUPPLIES FOR SERIOUS USERS



INCORRECT
Anchor installed outside of installation recommendations
With further tightening Anchor is subjected to bending & possible breakage

CORRECT
Anchor installed following all installation recommendations

ICCONS® PTY LTD

VICTORIA - HEAD OFFICE
P: 03 9706 4344
E: sales@iccons.com.au

NSW Branch
P: 02 9791 6869
E: salesnsw@iccons.com.au

QLD Branch
P: 07 3200 6455
E: salesqld@iccons.com.au

S.A Branch
P: 08 8234 5535
E: salessa@iccons.com.au

W.A. Branch
P: 08 6305 0008
E: saleswa@iccons.com.au

NORTHERN TERRITORY
P: 08 8947 2758
E: salesnt@iccons.com.au

NEW ZEALAND
P: +64 09 415 8564
E: sestofasteners@gmail.com


ICCONS (Thailand) Co. Ltd.
P: + 66 2 801 0764
E: icconsthailand@hotmail.com

ICCONS®

www.iccons.com.au

THUNDERBOLT® PRO

COMPLIES WITH
AS 5216
FOR POST-INSTALLED
FASTENINGS



Typical Installed Specification

