




Kooltherm® K10 G2W White Soffit Board

WHITE-FACED INSULATION FOR CONCRETE SOFFITS



- High performance rigid thermoset phenolic insulation
- Fibre-free, closed cell insulation core
- CodeMark-certified for NCC compliance
- Attractive white finish
- Resistant to the passage of water vapour
- Group 2 NCC fire classification determined in a full room ISO 9705 test in accordance with AS/NZS 5637
- No CFC or HCFC used in manufacture
- Has zero ODP and low GW
- NCC and AS/NZS 4859.1:2018 compliant
- Made in Australia



Low Energy –
Low Carbon Buildings

Typical Constructions and Total R-values

Concrete Soffit Floor / Roof Installation

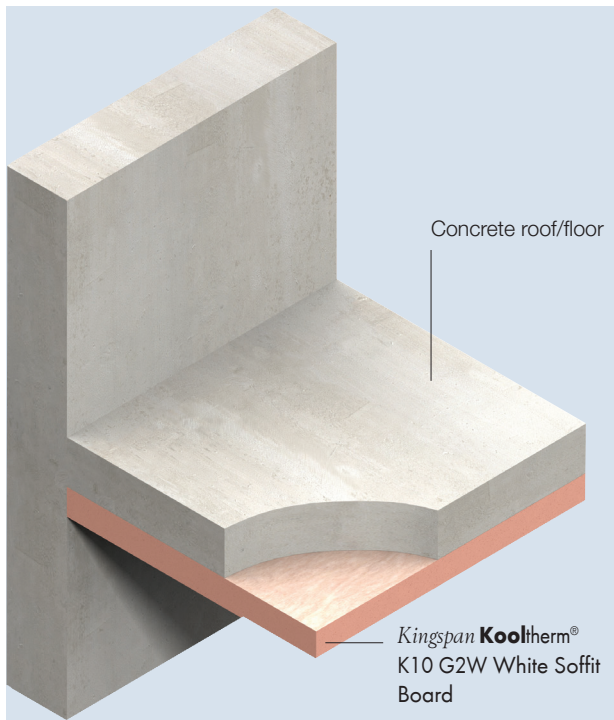


Figure 1

Thermal Performance

NCC 2019 prescribes different methods to determine Total R-value Calculations for Volume 1 and Volume 2.

Total R-values for various thicknesses of <i>Kingspan Kooltherm</i> [®] K10 G2W White Soffit Board Applicable for NCC Volume One, Class 2 to 9 buildings & NCC Volume Two, Class 1 & 10a buildings, & NCC Volume One, Class 2 sole-occupancy unit or a Class 4 part of a building		
Product Thickness	Heat flow in	Heat flow out
Roof application, no ceiling (150 mm concrete)		
25 mm	R _T 1.4	R _T 1.4
30 mm	R _T 1.6	R _T 1.6
40 mm	R _T 2.0	R _T 2.0
45 mm	R _T 2.3	R _T 2.3
50 mm	R _T 2.5	R _T 2.6
60 mm	R _T 2.9	R _T 3.0
70 mm	R _T 3.4	R _T 3.5
80 mm	R _T 3.8	R _T 4.0
90 mm	R _T 4.3	R _T 4.4
100 mm	R _T 4.7	R _T 4.9

Total R-values for various thicknesses of <i>Kingspan Kooltherm</i> [®] K10 G2W White Soffit Board Applicable for NCC Volume One, Class 2 to 9 buildings & NCC Volume Two, Class 1 & 10a buildings, & NCC Volume One, Class 2 sole-occupancy unit or a Class 4 part of a building		
Product Thickness	Heat flow in	Heat flow out
Unenclosed sub-floor application (150 mm concrete)		
25 mm	R _T 1.3	R _T 1.4
30 mm	R _T 1.5	R _T 1.6
40 mm	R _T 1.9	R _T 2.1
45 mm	R _T 2.2	R _T 2.4
50 mm	R _T 2.4	R _T 2.6
60 mm	R _T 2.9	R _T 3.1
70 mm	R _T 3.3	R _T 3.6
80 mm	R _T 3.8	R _T 4.0
90 mm	R _T 4.2	R _T 4.5
100 mm	R _T 4.6	R _T 5.0
Enclosed sub-floor application (150 mm concrete)		
25 mm	R _T 1.9	R _T 2.1
30 mm	R _T 2.2	R _T 2.3
40 mm	R _T 2.6	R _T 2.8
45 mm	R _T 2.9	R _T 3.1
50 mm	R _T 3.1	R _T 3.3
60 mm	R _T 3.5	R _T 3.8
70 mm	R _T 4.0	R _T 4.3
80 mm	R _T 4.4	R _T 4.7
90 mm	R _T 4.8	R _T 5.2
100 mm	R _T 5.3	R _T 5.7

Assumptions

The R-values shown are Total R-values for the building element as required by the Energy Provisions of the National Construction Code, calculated in accordance with AS/NZS 4859.2 2018 & NZS 4214. *Kingspan Kooltherm*[®] products are manufactured, tested and packaged in conformance with AS/NZS 4859.1:2018.

Product Details

Product Description

Kingspan Kooltherm® K10 G2W White Soffit Board is a super high performance, fibre-free rigid thermoset closed cell phenolic insulation core, sandwiched between an upper tissue-based facing and a lower facing of white aluminium foil autohesively bonded to the insulation core during manufacture.



Kingspan Kooltherm® K10 G2W White Soffit Board is manufactured without the use of CFCs/HCFCs and has zero Ozone Depletion Potential (ODP) and low Global Warming Potential (GWP).



Product Data	
Declared Thermal Conductivity (λ -value)	0.022 W/mK at 23°C (Insulant Thickness \geq 45 mm) 0.023 W/mK at 23°C (Insulant Thickness 25 - 44 mm)
Product Dimensions	2400 mm x 1200 mm (2.88 m ²)
Nominal Product Thickness	25, 30, 40, 50, 60, 70, 80, 90 mm

Product R-value

Nominal Product Thickness	Declared Product R-value at 23°C
25 mm	R1.10
30 mm	R1.30
40 mm	R1.75
45 mm	R2.05
50 mm	R2.30
60 mm	R2.75
70 mm	R3.20
80 mm	R3.65
90 mm	R4.10
100 mm	R4.60




Figure 2 White-faced super high performance *Kingspan Kooltherm® K10 G2W White Soffit Board* for visible aesthetic finish

Specification Guide

Kingspan Kooltherm® K10 G2W White Soffit Board

The soffit insulation shall be CodeMark-certified *Kingspan Kooltherm® K10 G2W White Soffit Board* ___ mm thick, Group 2 tested in accordance with AS 5637.1, with a tested SMOGRA_{PC} of not more than 100 m²/s² x 1000, comprising a CFC/HCFC-free and zero Ozone Depletion Potential (ODP) rigid thermoset phenolic insulation core with an upper tissue-based facing and a lower facing of white aluminum foil, manufactured under a management system certified to ISO 9001:2015, ISO 14001:2015, ISO 45001:2018 and ISO 50001:2018 by Kingspan Insulation Pty Ltd and shall be installed in accordance with the instructions issued by them.

A Project Specific Warranty provided by Kingspan Insulation must be submitted.

Standards and Approvals

Kingspan Kooltherm[®] K10 G2W White Soffit Board is manufactured to the highest standards and certified under the following management systems:

Standard	Management System
ISO 9001:2015	Quality Management
ISO 14001:2015	Environmental Management
ISO 45001:2018	Occupational Health and Safety
ISO 50001:2011	Energy Management

Product Testing

Characteristic	Standard	Result
Compressive Stress	AS 2498.3	Typically exceeds 100 kPa at 10% compression
Water Vapour Resistance	AS 2498.5	> 35 MN·s/g

FM Certification

The Factory Mutual Approval standard for soffit lining boards is Class Number 4880:2015 (Approval Standard for Class 1 Fire Rating of Building Panels or Interior Finish Materials). *Kingspan Kooltherm*[®] K10 G2W Soffit Board (thicknesses up to, and including, 120 mm) produced at Kingspan Insulation's Somerton manufacturing facility is certified as achieving Class 1 Fire Rating to Factory Mutual Class Number 4880.

For further details please contact the Kingspan Insulation Technical Service Department or alternatively search for Kingspan Insulation on www.approvalguide.com.



This approval is valid for ceiling / soffit insulation only, with non-combustible walls with no height restriction. This approval is valid for any fixing specification. However, for mechanical reasons, the fixing specification and the taping specification must still be followed.

Fire Performance

Test	Test Method	Result
Ignitability, Flame spread, Heat release, Smoke release	AS 1530.3	Spread of Flame Index: 0 Smoke Development ≤ 5
NCC Group Number	AS ISO 9705	Group 2 Tested in accordance with AS/NZS 5637 as required by NCC
SMOGR _{nc}	AS ISO 9705	$\leq 100 \text{ m}^2/\text{s}^2 \times 1000$

* This approval is valid for ceiling / soffit installation only, with non-combustible walls. Please contact us for correct installation instructions.

Durability

If correctly applied, *Kingspan Kooltherm*[®] products can be expected to have a long life of service.

Their durability depends on the supporting structure and the conditions of its use.

Kingspan Kooltherm[®] products are warranted for a period of 10 years for both residential and commercial installations.*

* Subject to the terms of the complete *Kingspan Kooltherm*[®] warranty document which is available upon request or downloadable from www.kingspaninsulation.com.au.

Environmental Data

Aspect	Characteristic
Recyclability	Non-contaminated insulation site waste is recyclable, but there are currently no facilities in Australia to process returned material
Re-usability	Re-usable if removed with care (long term of service expected)
Water Use	No water used in Kingspan Insulation's manufacturing process
Blowing Agent Global Warming Potential (GWP)	Manufactured with a blowing agent that has low GWP
Blowing Agent Ozone Depletion Potential (ODP)	Manufactured with a CFC/HCFC-free blowing agent that has zero ODP
Packaging	Contains 0% recycled product Polythene wrap and EPS skids 100% recyclable

Installation Instructions

Fixing Directly to Concrete Soffits

Kingspan Kooltherm[®] K10 G2W White Soffit Board can be fully restrained to a concrete soffit by the use of minimum 11 No. appropriate insulation fasteners with a minimum head diameter of 35 mm.

1. The fasteners should be evenly distributed over the whole area of the board and designed to provide suitable restraint for the project requirements. Consultation with the chosen fastener supplier is recommended.
2. Board joints can be either staggered or squared (see Figures 3 and 4) and taped with 96 mm wide white *Kingspan Insulation Tape*. 4 No. fasteners along each length - no less than 50 mm - no more than 150 mm from edge of board, 3 No. fasteners along the middle (offset from edge positions as per diagram Figure 3).
3. Where the board may be subject to external wind pressure, the requirement for additional fixings should be assessed in accordance with appropriate Australian wind load standards.
4. Consideration should be given to the material the fixing is made from and should be deemed appropriate for application, exposure and fire rating by the fixing manufacturer.



Figure 3 Fastener pattern (11 No. per board)
Board size to 2400 mm x 1200 mm - 3.81 fixings / m²

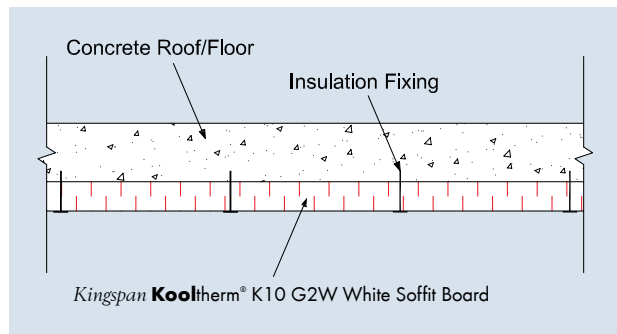


Figure 4 Side elevation - Concrete Soffit with *Kingspan Kooltherm*[®] K10 G2W White Soffit Board

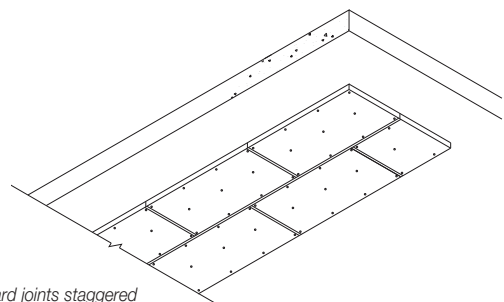


Figure 5 Board joints staggered

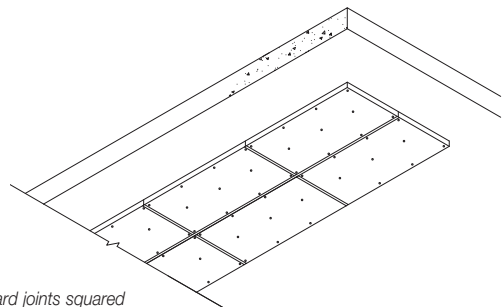


Figure 6 Board joints squared

Why 11 fixings?

Best practice determines that any rigid board insulation, not just *Kingspan Kooltherm*[®] K10 G2W White Soffit Board, should be fixed with 11 mechanical fixings for very good reasons:

- There will always be differential expansion and contraction between any rigid insulation material and adjacent building products due to varying moisture content and temperature.
- In any concrete forming, there will be an uneven surface throughout the slab.
- Where concrete formwork is joined it is normal to have ridges of up to 3 mm which make the concrete surface uneven.
- An insulation board held horizontally may bow like any other sheetmaterial under its own weight.

Using 11 fixings ensures that the insulation board has a strong and permanent fix under the concrete soffit and that it is not compromised by any of the above issues. It also provides a proven robust fire safe solution.

These best practice recommendations are a result of over 30 years of Kingspan Insulation experience in soffit applications.

Installation Instructions (continued)

Proprietary Grid Systems

Kingspan Kooltherm[®] K10 G2W White Soffit Board can also be fixed to a proprietary grid system comprising metal furring bars or timber battens. For further information regarding proprietary grid system specifications, please contact the Kingspan Insulation Technical Service Department.

For advice on ancillary materials, such as fixings and tapes please contact our Technical Services Department.



Installation around Fire Collars

1. Fitting *Kingspan Kooltherm*[®] K10 G2W White Soffit Board tight to the fire collar is recommended to reduce the effects of thermal bridging through the slab.
2. Do not cover the face of the fire collar. For fire collars to activate in a fire situation the front face needs to be exposed. This is particularly important when using cast-in collars as the face will be flush with the concrete and it would be easy to cover with the insulation board.



Figure 7 Penetration example - *Kingspan Kooltherm*[®] K10 G2W White Soffit Board installed tight around the fire collar and HDPE service pipe.



Scan to see installation video
"Fixing Directly to Concrete Soffits"

General

Cutting

Cutting should be carried out either by using a fine toothed saw, or by scoring with a sharp knife, snapping the board over a straight edge and then cutting the facing on the other side. Ensure accurate trimming to achieve close-butting joints and continuity of insulation.

Taping

For all fixing methods board joints should be taped with 96 mm wide white *Kingspan Insulation Tape* (please refer to brochure “Kingspan Insulation Tape” for further information).

1. Firstly, ensure that the climate conditions are suitable for the tape being used as well as the product the tape is to be applied too.
2. The surface of the *Kingspan Kooltherm*[®] to which tape is being applied, should be free of dust, dirt or oils. In any case, the surface should be cleaned with a dry cloth before application of the tape.
3. The release liner on the tape should be removed 300 - 600 mm at a time and the adhesive face pressed firmly onto the insulation facing. Care should be taken not to stretch the tape tightly as this will create buckles and voids in the contact area.
4. Care must also be taken to apply the tape over the centre of the joint so that there is adequate area on both sides of the joint for the tape to bond. Uneven width distribution also puts additional shear stress on the smaller side of the butt joint.
5. The tape should then be wiped firmly from the centre out (like wallpaper) with a plastic squeegee. The more pressure that is applied, the more surface contact will be reached, therefore, the greater the bond surface.
6. The tape should then be cut and fitted with a knife and scissors. The same wiping instructions should then be used as above.

In the absence of other protection exposed board edges should be protected by white *Kingspan Insulation Tape* with a minimum 48 mm wide overlap onto the board face (see Figure 7) or alternatively use a proprietary metal c-section.

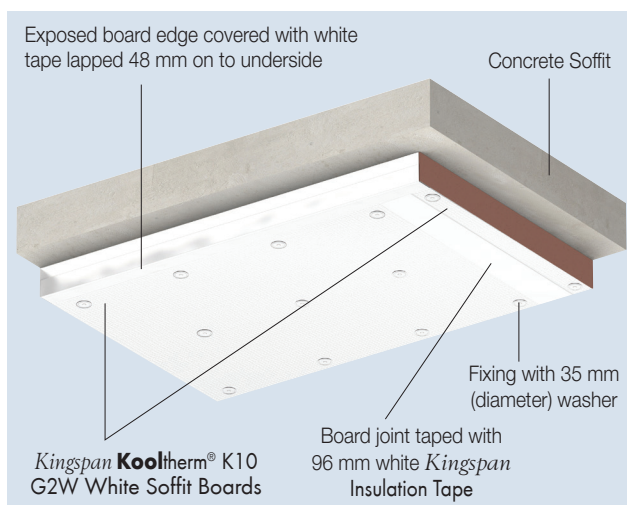


Figure 8

Packaging

According to quantity, the boards are supplied in packs, labelled and shrink-wrapped in polythene.

Handling and Storage

Storage

The packaging of *Kingspan Kooltherm*[®] should not be considered adequate for long term outdoor protection. Ideally boards should be stored inside a building. If, however, outdoor storage cannot be avoided then the boards should be stacked clear of the ground and covered with an opaque polythene sheet or weatherproof tarpaulin. Boards that have been allowed to get wet should not be used.

Resistance to Solvents

The insulation core is resistant to short-term contact with petrol and with most dilute acids, alkalis and mineral oils. However, it is recommended that any spills be cleaned off fully before the boards are installed. Ensure that safe methods of cleaning are used, as recommended by suppliers of the spilt liquid. The insulation core is not resistant to some solvent-based adhesive systems, particularly those containing methyl ethyl ketone. Adhesives containing such solvents should not be used in association with this product. Damaged boards or boards that have been in contact with harsh solvents or acids should not be used.

OH & S

Kingspan Insulation products are chemically inert and safe to use. A Product Safety Information sheet is available from Kingspan Insulation Pty Ltd.

Foil facings are conductive to electricity - avoid contact with un-insulated electrical cables and fittings.

Installation must be in accordance with AS 3999 *Bulk Thermal Insulation Installation* and AS 3000 *Electrical Installations (Wiring Rules)*.

Contact Details

General Enquiries

Tel: 1300 247 235

Email: info@kingspaninsulation.com.au

Kingspan Insulation Pty. Ltd. reserves the right to amend product specifications without prior notice. The information, technical details and fixing instructions etc. included in this literature are given in good faith and apply to uses described. Recommendations for use should be verified as to the suitability and compliance with actual requirements, specifications and any applicable laws and regulations. For other applications or conditions of use, Kingspan Insulation offers a Technical Advisory Service the advice of which should be sought for uses of Kingspan Insulation products that are not specifically described herein. Please check that your copy of the literature is current by contacting us or visiting www.kingspaninsulation.com.au



Kingspan Insulation Pty Ltd

Tel: 1300 247 235

Email: info@kingspaninsulation.com.au

www.kingspaninsulation.com.au